



DYNAMIC

COLORES COLORS

EVOLUTION
EXTRUDED PORCELAIN TILE

- GRES EXTRUSIONADO PORCELÁNICO**
PORCELAIN EXTRUDED TILE
- REVESTIMIENTO**
WALL TILE
- INTERIOR**
INDOOR
- EXTERIOR**
OUTDOOR
- RESISTENCIA A ÁCIDOS Y BASES**
RESISTANCE TO ACIDS AND BASES
- RESISTENCIA A LA HELADA**
FROST PROOF
- SIN MANTENIMIENTO**
NO MAINTENANCE
- SUPERFICIE MATE**
MATT SURFACE



- 7,5 x 30**
3" x 12"
- ARCH 15 x 30**
6" x 12"
- ANGLE 12,5 x 30**
5" x 12"
- LANCE 10 x 30**
3,9" x 12"
- BLOCK 10 x 30**
3,9" x 12"
- CUBIK 26 x 30**
10,1" x 12"

BASES COMBINABLES SERIE ART COMBINABLE BASES



PACKING BASES

FORMATO	PULGADAS	PZ/CAJA	M ²	CAJA/PLT	PESO/CAJA	PESO/PLT
7,5 x 30	3" x 12"	21	0,47	120	8,11	990

COLORES DYNAMIC ARCH DYNAMIC ARCH COLORS

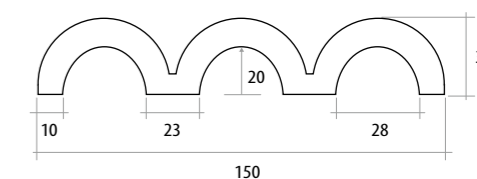


DETALLE DETAIL




DYNAMIC ARCH FROST 15 x 30 - 6" x 12"

PERFIL PROFILE



PACKING BASES

FORMATO	PULGADAS	PZ/CAJA	M ²	CAJA/PLT	PESO/CAJA	PESO/PLT
ARCH 15 x 30	6" x 12"	13	0,585	24	18,90	400



DYNAMIC

COLORES COLORS

EVOLUTION
EXTRUDED PORCELAIN TILE

- GRES EXTRUSIONADO PORCELÁNICO**
PORCELAIN EXTRUDED TILE
- REVESTIMIENTO**
WALL TILE
- INTERIOR**
INDOOR
- EXTERIOR**
OUTDOOR
- RESISTENCIA A ÁCIDOS Y BASES**
RESISTANCE TO ACIDS AND BASES
- RESISTENCIA A LA HELADA**
FROST PROOF
- SIN MANTENIMIENTO**
NO MAINTENANCE
- SUPERFICIE MATE**
MATT SURFACE




- 7,5 x 30**
3" x 12"
- ARCH 15 x 30**
6" x 12"
- ANGLE 12,5 x 30**
5" x 12"
- LANCE 10 x 30**
3,9" x 12"
- BLOCK 10 x 30**
3,9" x 12"
- CUBIK 26 x 30**
10,1" x 12"

BASES COMBINABLES SERIE ART COMBINABLE BASES



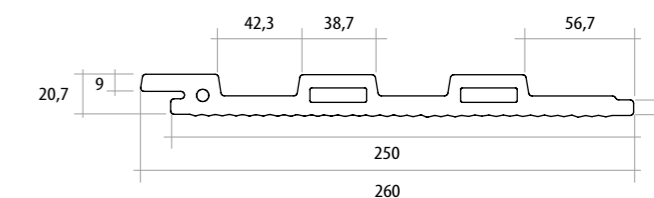
COLORES DYNAMIC CUBIK DYNAMIC CUBIK COLORS



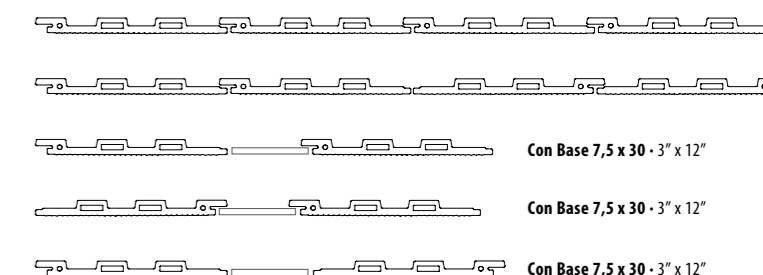
DETALLE DETAIL



PERFIL PROFILE




ESTE PRODUCTO PERMITE DIFERENTES COLOCACIONES:
THIS PRODUCT ALLOWS DIFFERENT PLACEMENTS:



PACKING BASES

FORMATO	PULGADAS	PZ/CAJA	M ²	CAJA/PLT	PESO/CAJA	PESO/PLT
7,5 x 30	3" x 12"	21	0,47	120	8,11	990
CUBIK 26 x 30	10,1" x 12"	8	0,625	24	18,15	450



DYNAMIC

COLORES COLORS

EVOLUTION
EXTRUDED PORCELAIN TILE

- GRES EXTRUSIONADO PORCELÁNICO**
PORCELAIN EXTRUDED TILE
- REVESTIMIENTO WALL TILE**
- INTERIOR INDOOR**
- EXTERIOR OUTDOOR**
- RESISTENCIA A ÁCIDOS Y BASES**
RESISTANCE TO ACIDS AND BASES
- RESISTENCIA A LA HELADA FROST PROOF**
- SIN MANTENIMIENTO NO MAINTENANCE**
- SUPERFICIE MATE MATT SURFACE**




- 7,5 x 30**
3" x 12"
- ARCH 15 x 30**
6" x 12"
- ANGLE 12,5 x 30**
5" x 12"
- LANCE 10 x 30**
3,9" x 12"
- BLOCK 10 x 30**
3,9" x 12"
- CUBIK 26 x 30**
10,1" x 12"

BASES COMBINABLES SERIE ART COMBINABLE BASES



COLORES DYNAMIC BLOCK DYNAMIC BLOCK COLORS

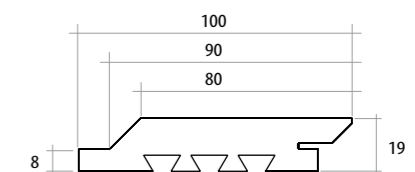


DETALLE DETAIL

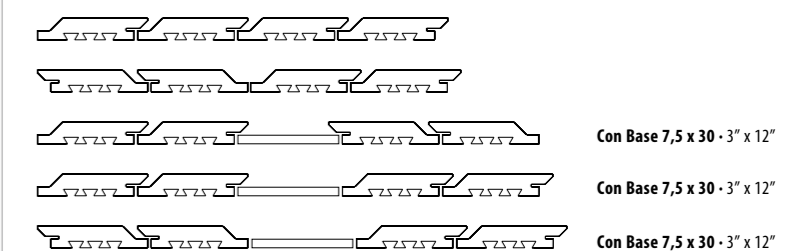


DYNAMIC BLOCK FROST 10 x 30 - 3,9" x 12"

PERFIL PROFILE



ESTE PRODUCTO PERMITE DIFERENTES COLOCACIONES:
THIS PRODUCT ALLOWS DIFFERENT PLACEMENTS:



PACKING BASES

FORMATO	PULGADAS	PZ/CAJA	M ²	CAJA/PLT	PESO/CAJA	PESO/PLT
BLOCK 10 x 30	3,9" x 12"	24	0,725	24	21,5	530

PACKING BASES

FORMATO	PULGADAS	PZ/CAJA	M ²	CAJA/PLT	PESO/CAJA	PESO/PLT
7,5 x 30	3" x 12"	21	0,47	120	8,11	990

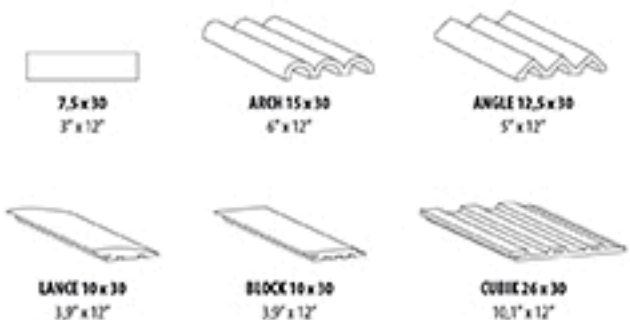


DYNAMIC

Serie completa en el catálogo "TÉCNICO".

EVOLUTION
EXTRUSION PORCELAIN TILE

- GRES EXTRUSIONADO PORCELÁNICO
PORCELAIN EXTRUSION TILE
- REVESTIMIENTO
WALL TILE
- INTERIOR
INDOOR
- EXTERIOR
OUTDOOR
- RESISTENCIA A ÁCIDOS Y BASES
RESISTANCE TO ACIDS AND BASES
- RESISTENCIA A LA HELADA
FROST RESISTANT
- SIN MANTENIMIENTO
NO MAINTENANCE
- SUPERFICIE WATER
WATER SURFACE



COLORES COLORS



BASES COMBINABLES SERIE ART COMBINABLE BASES




PACKING BASES

FORMATO	PULGADAS	PECAJA	M ²	CAJAS/PLET	PESO CAJA	PESO PLET
7,5x30	3"x12"	21	0,47	126	8,21	960



COLORES DYNAMIC ANGLE DYNAMIC ANGLE COLORS

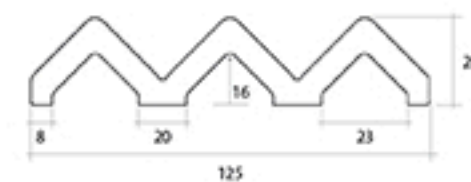


DETALLE DETAIL



DYNAMIC ANGLE FROST 12,5 x 30 - 5" x 12"

PERFIL PROFILE



PACKING BASES

FORMATO	PULGADAS	PZ CAJA	M ²	CAJAS/PLET	PESO CAJA	PESO PLET
ANGLE 12,5x30	5"x12"	20	0,75	24	10,8	258



DYNAMIC

COLORES COLORS

EVOLUTION
EXTRUDED PORCELAIN TILE

- GRES EXTRUSIONADO PORCELÁNICO**
PORCELAIN EXTRUDED TILE
- REVESTIMIENTO**
WALL TILE
- INTERIOR**
INDOOR
- EXTERIOR**
OUTDOOR
- RESISTENCIA A ÁCIDOS Y BASES**
RESISTANCE TO ACIDS AND BASES
- RESISTENCIA A LA HELADA**
FROST PROOF
- SIN MANTENIMIENTO**
NO MAINTENANCE
- SUPERFICIE MATE**
MATT SURFACE




- 7,5 x 30**
3" x 12"
- ARCH 15 x 30**
6" x 12"
- ANGLE 12,5 x 30**
5" x 12"
- LANCE 10 x 30**
3,9" x 12"
- BLOCK 10 x 30**
3,9" x 12"
- CUBIK 26 x 30**
10,1" x 12"

BASES COMBINABLES SERIE ART COMBINABLE BASES



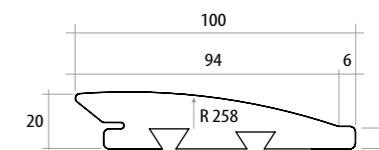
COLORES DYNAMIC LANCE DYNAMIC LANCE COLORS



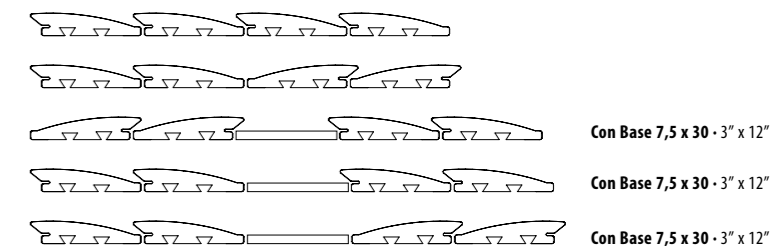
DETALLE DETAIL



PERFIL PROFILE



ESTE PRODUCTO PERMITE DIFERENTES COLOCACIONES:
THIS PRODUCT ALLOWS DIFFERENT PLACEMENTS:



PACKING BASES

FORMATO	PULGADAS	PZ/CAJA	M ²	CAJA/PLT	PESO/CAJA	PESO/PLT
LANCE 10 x 30	3,9" x 12"	24	0,725	24	22,8	565

PACKING BASES

FORMATO	PULGADAS	PZ/CAJA	M ²	CAJA/PLT	PESO/CAJA	PESO/PLT
7,5 x 30	3" x 12"	21	0,47	120	8,11	990